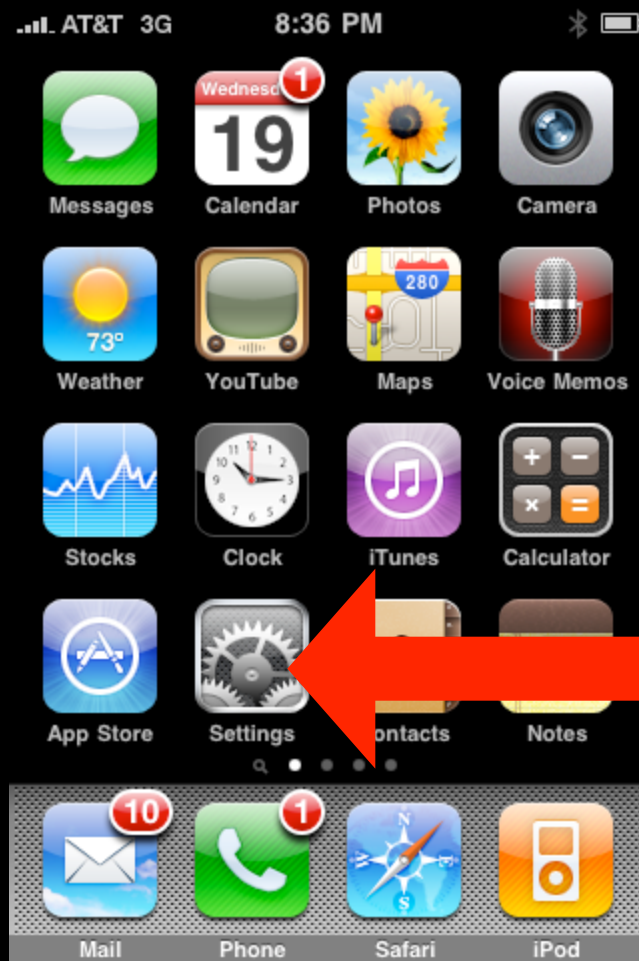


# Step 1: deleting the old email account



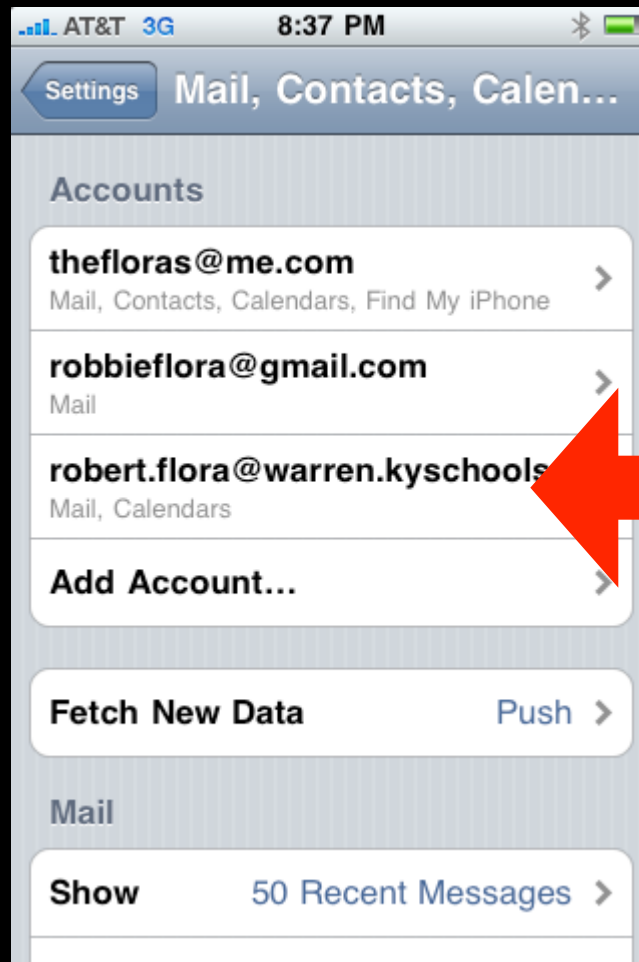
From the home screen, choose Settings

# Step 1: deleting the old email account



From Settings,  
choose Mail,  
Contacts,  
Calendars

# Step 1: deleting the old email account



From Mail,  
Contacts,  
Calendars, choose  
your Warren  
County Email  
Account

# Step 1: deleting the old email account




From your  
Warren County  
Email Account,  
select Delete  
Account

# Step 2: connecting to the new email server



- From home page,
1. Settings
  2. Mail, Contacts, Calendars
  3. Add Account

# Step 2: connecting to the new email server



Choose Microsoft Exchange

# Step 2: connecting to the new email server

AT&T 3G 9:01 PM

Verifying Exchange account information

### Exchange

**Email** robert.flora@warren.kysch...

**Domain** Optional

**Username** robert.flora@warren.kysch...

**Password** ●●●●●●●

**Description** robert.flora@warren.kysch...

I. Use full email address for Email, Username, and Description

# Step 2: connecting to the new email server

AT&T 3G 9:01 PM

Verifying Exchange account information

## Exchange

**Email** robert.flora@warren.kysch...

**Domain** Optional

**Username** robert.flora@warren.kysch...

**Password** ●●●●●●●

**Description** robert.flora@warren.kysch...

1. Use full email address for Email, Username, and Description
2. Use your Password

# Step 2: connecting to the new email server

AT&T 3G 9:01 PM

Verifying Exchange account information

## Exchange

**Email** robert.flora@warren.kysch...

**Domain** Optional

**Username** robert.flora@warren.kysch...

**Password** ●●●●●●●

**Description** robert.flora@warren.kysch...

1. Use full email address for Email, Username, and Description
2. Use your Password
3. Leave Domain blank

# Step 2: connecting to the new email server

AT&T 3G 9:06 PM

Verifying Exchange account information

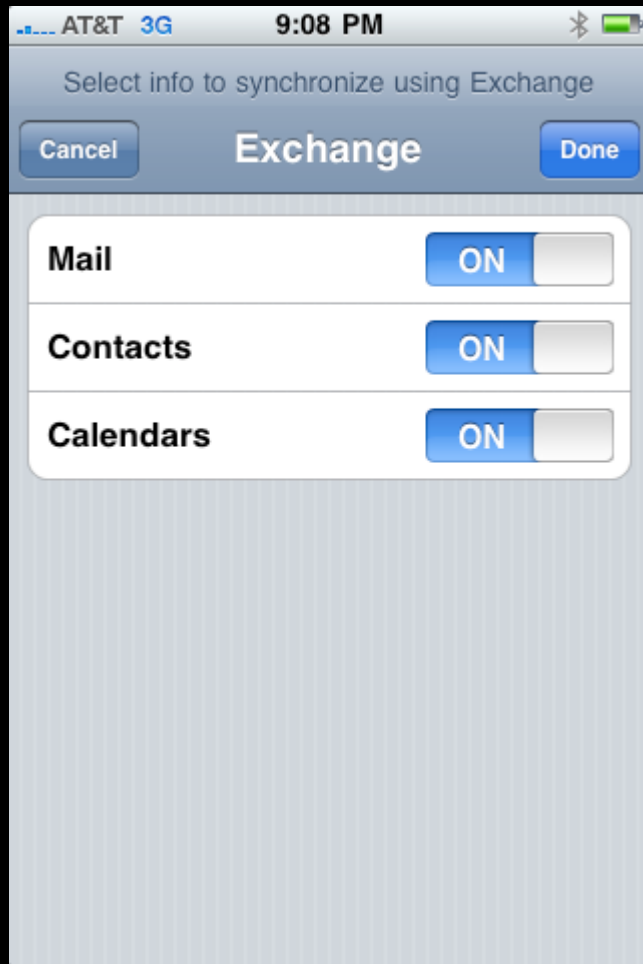
### Exchange

Email	robert.flora@warren.kysch...
Server	m.outlook.com
Domain	Optional
Username	robert.flora@warren.kysch...
Password	●●●●●●
Description	robert.flora@Warren.kysc...



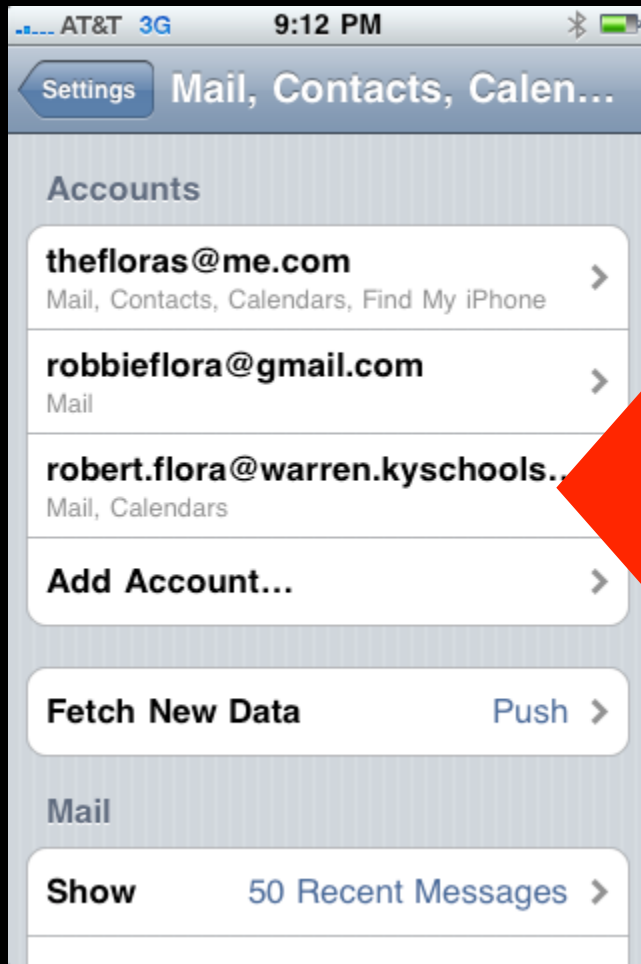
It may take a minute or so, and then a Server box will appear. Type: m.outlook.com

# Step 2: connecting to the new email server



Select what you want to synchronize with the email server

# Step 2: connecting to the new email server



Congratulations!  
You should now  
see your Warren  
County email  
account on your  
smartphone.